



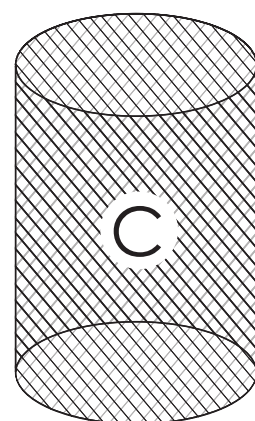
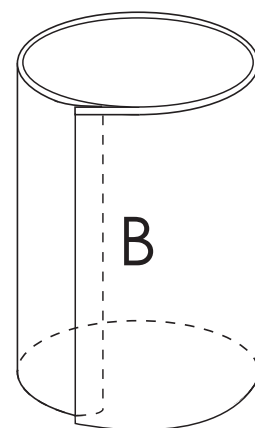
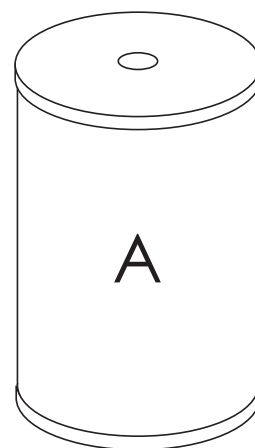
# Filter Wrap: Sediment Pre-Filter

## About the Sediment Pre-Filter Wrap

- Thank you for your purchase of Multipure's Sediment Pre-Filter Wrap. When used with a compatible Multipure Replacement Filter (CB5, CB6, CB6AD, CBMINI, or CB11As), the Sediment Pre-Filter Wrap can effectively extend the life of the filter in regions with high particulate matter in the source water.
- Exact filter capacity varies in proportion to the amount of water used and the level of impurities in the water being processed. For contaminants reduced through physiochemical adsorption, the filter capacity ranges from 250 to 750 gallons, depending on the filter model. For contaminants reduced through mechanical filtration, capacity claims are inapplicable due to broad variations in the quality and quantity of physical matter in the drinking water. Excessive physical matter will cause the system to clog, diminishing flow rate but still reducing the contaminants from the water stream.
- For optimum performance and to maintain the lifetime warranty on your system housing, it is essential that the filter be replaced when the first of the following occurs: (a) 12 months have passed (6 months for the CBMINI); (b) when the system has reached its rated capacity; (c) when the flow rate diminishes; or (d) when the filter becomes saturated with bad tastes and/or odors.
- If you have any questions or concerns about this product, please contact our Customer Service Department by phone at 1.800.622.9206 or by email at [custsvc@multipure.com](mailto:custsvc@multipure.com).

## Pre-Filter Wrap Installation

1. Wrap the cloth Pre-Filter Wrap (B), smooth side toward the filter, around the outside of the Filter Cartridge (A). When positioned correctly, the rough side of the wrap will face outward.
2. While holding the wrap in place, stretch and pull the Netting (C) over the wrapped filter cartridge.
3. Install the wrapped filter cartridge into your Drinking Water System for regular use.
4. When the Pre-Filter Wrap becomes clogged with particulate matter, remove it and dispose in your normal refuse.



**For replacement filters or parts, please contact us at:**

7251 Cathedral Rock Drive, Las Vegas, NV 89128  
702.360.8880 • [orders@multipure.com](mailto:orders@multipure.com) • [www.multipure.com](http://www.multipure.com)